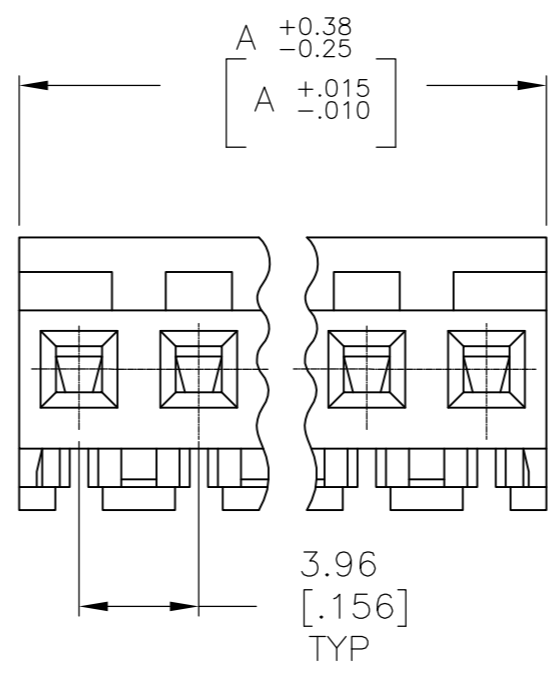
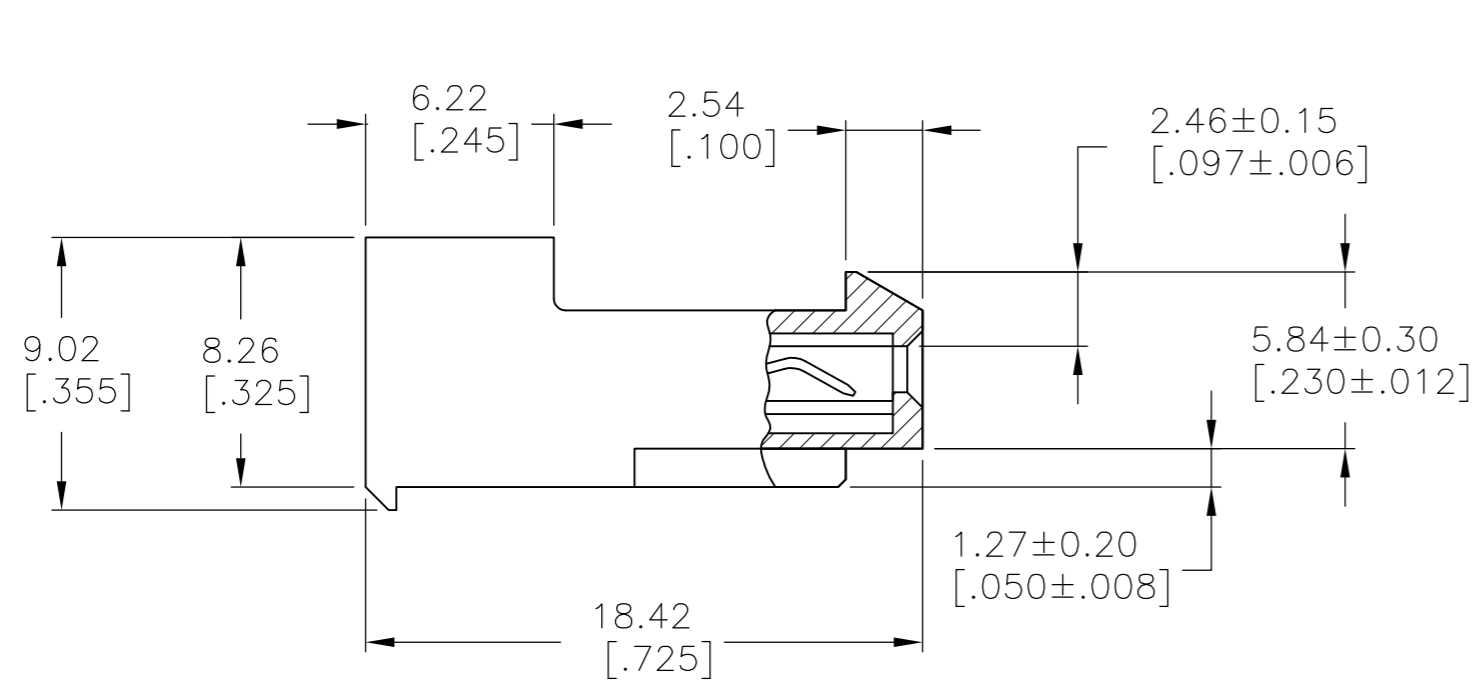
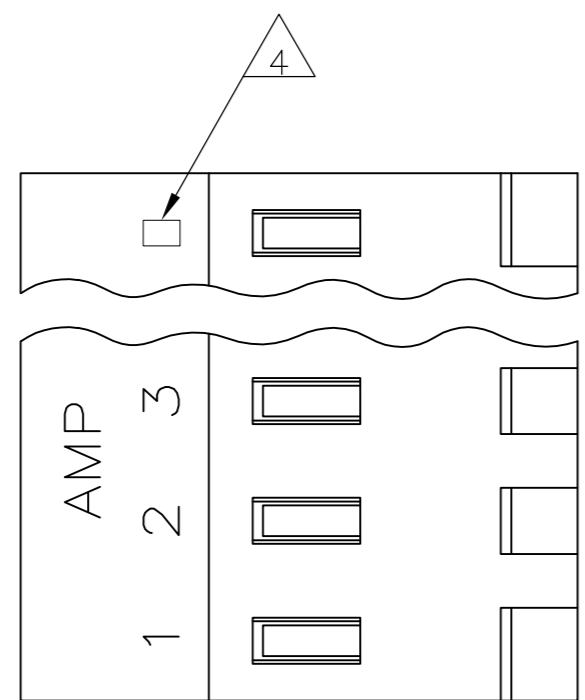


THIS DRAWING IS UNPUBLISHED. RELEASED FOR PUBLICATION
 © COPYRIGHT BY TYCO ELECTRONICS CORPORATION. ALL RIGHTS RESERVED.

LOC	DIST	REVISIONS					
CM	00	P	LTR	DESCRIPTION	DATE	DWN	APVD
		R		ECO-07-012859	06JUN07	KW	DB



95.10[3.744]	24	5-640428-4
91.13[3.588]	23	5-640428-3
87.17[3.432]	22	5-640428-2
83.21[3.276]	21	5-640428-1
79.25[3.120]	20	5-640428-0
75.29[2.964]	19	4-640428-9
71.32[2.808]	18	4-640428-8
67.36[2.652]	17	4-640428-7
63.40[2.496]	16	4-640428-6
59.44[2.340]	15	4-640428-5
55.47[2.184]	14	4-640428-4
51.51[2.028]	13	4-640428-3
47.55[1.872]	12	4-640428-2
43.59[1.716]	11	4-640428-1
39.62[1.560]	10	4-640428-0
35.66[1.404]	9	3-640428-9
31.70[1.248]	8	3-640428-8
27.74[1.092]	7	3-640428-7
23.77[.936]	6	3-640428-6
19.81[.780]	5	3-640428-5
15.85[.624]	4	3-640428-4
11.89[.468]	3	3-640428-3
7.92[.312]	2	3-640428-2
95.10[3.744]	24	2-640428-4
91.13[3.588]	23	2-640428-3
87.17[3.432]	22	2-640428-2
83.21[3.276]	21	2-640428-1
79.25[3.120]	20	1-640428-0
75.29[2.964]	19	1-640428-9
71.32[2.808]	18	1-640428-8
67.36[2.652]	17	1-640428-7
63.40[2.496]	16	1-640428-6
59.44[2.340]	15	1-640428-5
55.47[2.184]	14	1-640428-4
51.51[2.028]	13	1-640428-3
47.55[1.872]	12	1-640428-2
43.59[1.716]	11	1-640428-1
39.62[1.560]	10	1-640428-0
35.66[1.404]	9	640428-9
31.70[1.248]	8	640428-8
27.74[1.092]	7	640428-7
23.77[.936]	6	640428-6
19.81[.780]	5	640428-5
15.85[.624]	4	640428-4
11.89[.468]	3	640428-3
7.92[.312]	2	640428-2
DIM A	NO. OF CIRCUITS	PART NO.

1 MATERIAL: CONNECTOR - NYLON UL94-V2 (RED)
 CONTACTS - 0.30[.012] THICK COPPER ALLOY
 (BRIGHT TIN-LEAD 0.00203[.000080] MIN. THICK FOR CONTACTS 640428-2 THRU 2-640428-4).
 (MATTE WHISKER MITIGATED TIN 0.00203[.000080] MIN. THICKNESS OVER NICKEL UNDERPLATE FOR 3-640428-2 THRU 5-640428-4).

2. CONTACTS ACCEPT 22 AWG WIRE WITH 2.41[.095] MAX INSULATION DIAMETER.

3. CONTACTS MUST ACCEPT 1.14±0.03[.045] POST AND REMAIN LOCKED IN POSITION.

4 IDENTIFICATION NUMBER FOR LAST CIRCUIT MAY NOT APPEAR ON ALL ASSEMBLIES.

5. DIMENSIONS IN BRACKETS ARE IN INCHES.

6. HOUSING FEATURES ARE: CLOSED END WITH LOCKING RAMP.



THIS DRAWING IS A CONTROLLED DOCUMENT.		DWN K. WHITAKER 12SEP2005	Tyco Electronics Corporation Harrisburg, Pa 17105-3608	
DIMENSIONS: mm [INCHES]		CHK D. BOSSI 12SEP2005	NAME MTA 156 CUSTOMER ASSEMBLY, 22 AWG STANDARD	
TOLERANCES UNLESS OTHERWISE SPECIFIED: 0 PLC ± - 1 PLC ± - 2 PLC ± - 3 PLC ± 0.13 [.005] 4 PLC ± - ANGLES ± 0°30'		APVD D. BOSSI 12SEP2005	DRAWING NO A2 00779 C=640428	
MATERIAL - 1		FINISH - 1	SIZE A2	RESTRICTED TO -
CUSTOMER DRAWING		WEIGHT -	CAGE CODE 00779	SCALE 4:1
		SHEET 1 OF 1		REV R